

**THANK YOU NIE SPONSORS!**

**GOLD SPONSORS**

**ACC**  
Austin Community College District  
512-223-4636  
austincc.edu

**Edward Jones**  
MAKING SENSE OF INVESTING

Jay Sutton, AAMS®  
Financial Advisor  
100 North Main St • Elgin  
512-281-5867  
www.edwardjones.com

**Elgin Smiles**  
DENTAL CARE

1309 N Ave C • Elgin  
512-281-4260  
www.elginmilesdental.com

**RUSH**  
CHEVROLET

1395 W Hwy 290 • Elgin  
512-281-2210  
www.rushchevrolet.com

**SILVER SPONSORS**

**ACME BRICK**

1776 Old McDade Road • Elgin  
512-281-5744  
www.brick.com

**Capstone Construction**  
& Property Services

512-917-1157  
Renovations • Additions  
MAKE READY SERVICES

Elgin VFW Post #6115

**LITTLE BEIJING**  
chinese cuisine

118 Old Sayers Road • Elgin  
512-285-2300

**GREATER TEXAS CREDIT UNION**

800.749.9732  
gtfcu.org

**LITTLE BEIJING**  
chinese cuisine

512-278-8069  
910 Lee Dildy Blvd  
littlebeijingrestaurant.com

**CLASSROOM SPONSORS**

**Bill & Lorri McCrary**  
McCrary Insurance Agency

Elgin Economic Development Corporation

Elgin Main Street Board

**Kid Scoop VOCABULARY BUILDERS**

This week's word: **DECAY**  
The verb decay means to weaken in health.

Her eyesight was beginning to decay with age.

Try to use the word decay in a sentence today when talking with your friends and family.

**Write On!**

**Tooth Fairy**

What does the Tooth Fairy do with all those teeth? What are your ideas? Write about them!

**BECOME AN NIE SPONSOR TODAY**

And promote literacy and journalism in our community's young children!

CALL Heather Ott for more information

512-285-3333  
www.elgincourier.com/nie

## DENTAL HEALTH 2020

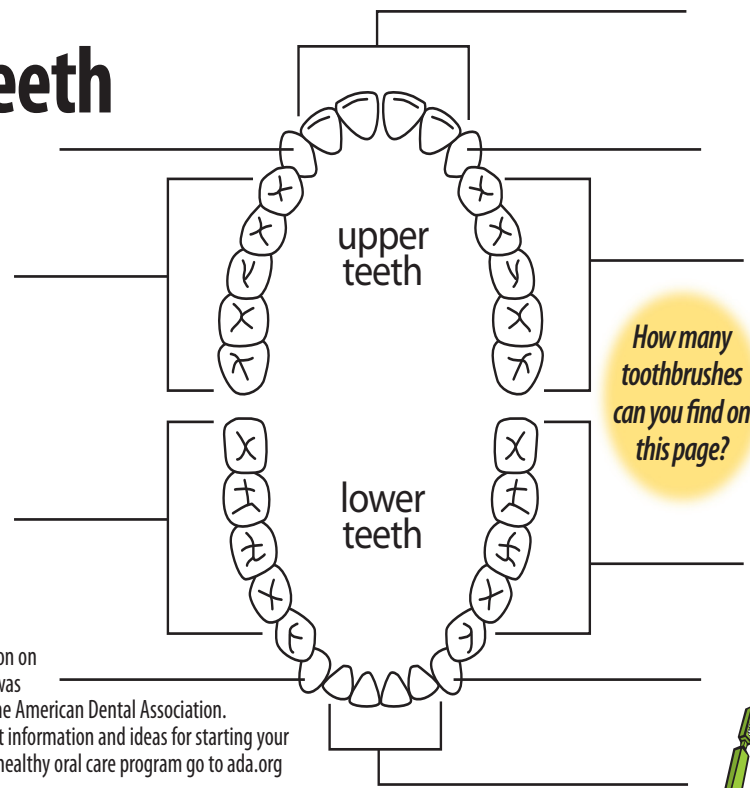
# Open Wide and Meet Your Teeth

Read the descriptions of each kind of tooth and then label the tooth chart at right.

**Incisors**—The teeth at the front of your mouth are called **incisors**. They have sharp edges to help you bite into food, like a pear.

**Canines**—The really pointy teeth on either side of your incisors are called **canines** and they help to tear off food into bites, like meat.

**Molars**—At the back, are your **molar** teeth. These big, bumpy teeth help you chew food before swallowing it.



The information on today's page was provided by the American Dental Association. For more great information and ideas for starting your children on a healthy oral care program go to [ada.org](http://ada.org)

## Baby Teeth On Board

Some people think that cavities in baby teeth don't matter, because they'll be lost anyway. But that's not true.

Dental decay in baby teeth can negatively affect permanent teeth and lead to future dental problems.

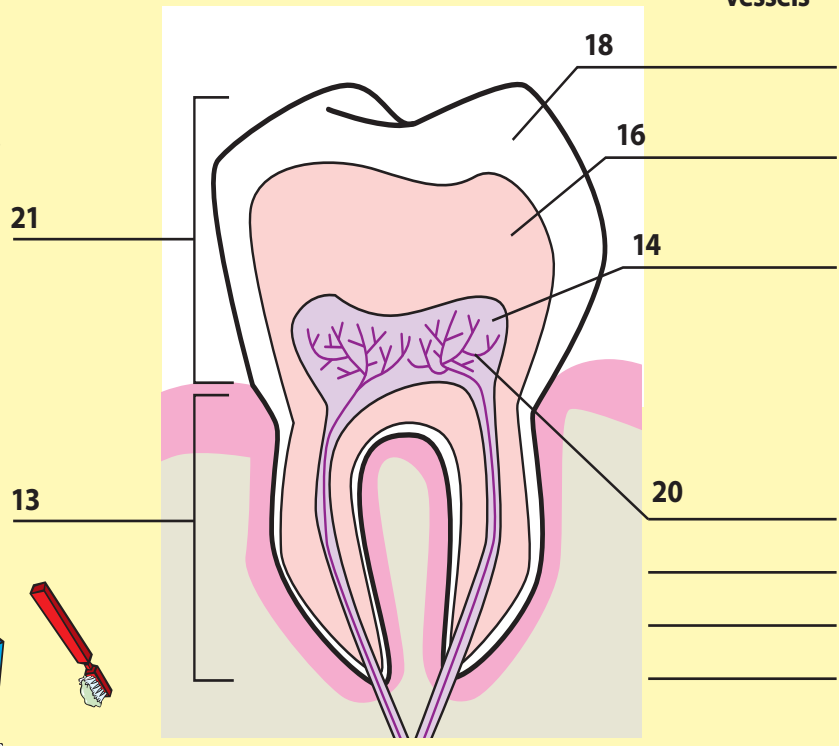


## Nothing But the Tooth

Teeth stay in the mouth because, like trees, they have roots that hold them in our jaws. Tooth roots are usually long and smooth. Front teeth usually have only one root. Back teeth can have as many as three.

- 17 - 4 = root
- 10 + 4 = pulp
- 18 + 3 = crown
- 9 + 9 = enamel
- 12 + 4 = dentin
- 11 + 9 = nerves and blood vessels

Do the math to complete this diagram of a tooth.



## Why do we lose our baby teeth?

People get two sets of teeth because as you grow, your mouth gets bigger.

People only have two sets of teeth, so we have to do our best to look after them by brushing twice a day with toothpaste and avoiding sweet drinks and snacks.

### Give Kids A Smile®

More than 5.5 million children have received free oral health services through Give Kids A Smile since the national program began in 2003.

To get contact information for the Give Kids A Smile program nearest you, call 844-490-4527 or visit [adafoundation.org](http://adafoundation.org)

**When will I get my permanent teeth?**

- Incisors: 6-8 years old
- Canines: 9-12 years old
- First molars: 9-11 years old
- Second molars: 10-12 years old

## A Great Smile Starts with Healthy Teeth

Healthy teeth give you a great smile and prevent painful problems. Use this chart to keep track of your brushing this week.

- Find a brushing buddy at home.
- Ask your buddy to color a sun in the correct box each time you brush your teeth in the morning and a moon each night. Can you earn both each day?

**Note to Parents:** An adult should brush and floss a child's teeth until he or she is at least 6 years old. By age 6 or 7, children should be able to brush their own teeth twice a day with adult supervision. Brush your own teeth with your children. Practice flossing together and stay healthy as a family!

## Extra! Extra! Healthy Search

Look through today's newspaper to find:

- a big smile
- a healthy drink
- a healthy food
- a healthy person
- someone getting exercise

**Standards Link:** Research: Use the newspaper to locate information.

## Kid Scoop Puzzler

Can you find your way through this tangle of dental floss?

**Standards Link:** Reading Comprehension: Follow simple written directions.

## Double Double Word Search

- INCISORS
- CANINES
- PAINFUL
- DENTAL
- TEETH
- SMILE
- MOLAR
- MOUTH
- ROOTS
- CROWN
- ORAL
- JAWS
- PULP
- BITE
- CHEW

Find the words in the puzzle. How many of them can you find on this page?

W	E	H	C	H	R	O	O	T	S
B	R	U	S	C	T	C	S	H	R
R	T	W	R	W	A	U	O	T	O
I	A	O	M	N	T	D	O	E	S
J	W	L	I	S	E	P	E	M	I
N	E	N	O	N	E	L	T	A	C
C	E	H	T	M	T	U	I	D	N
S	L	A	R	O	H	P	B	M	I
A	L	U	F	N	I	A	P	Y	S

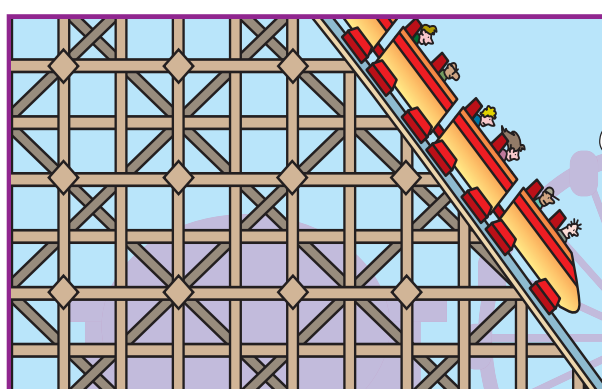
**Standards Link:** Letter sequencing. Recognized identical words. Skim and scan reading. Recall spelling patterns.

## FROM THE Kid Scoop LESSON LIBRARY

### Opposites

Select and clip a photo from today's paper and glue it to a piece of paper. Next to the photo, write five words that describe it. Next to each word write its antonym.

**Standards Link:** Language Arts: Understand and use antonyms.



What does an orthodontist do on a roller coaster?

ANSWER: Braces himself!